

AHA-GWTG Harvest Exports

CardiacCare provides the ability to create AHA-GWTG CAD and Heart Failure harvest export files that automatically exclude PHI elements. This guide is a walkthrough for creating harvest export files and utilizing the exclude PHI elements feature.

CardiacCare™ Search Patients go + New Patient Harvest/Export

AHA/GWTG Harvest

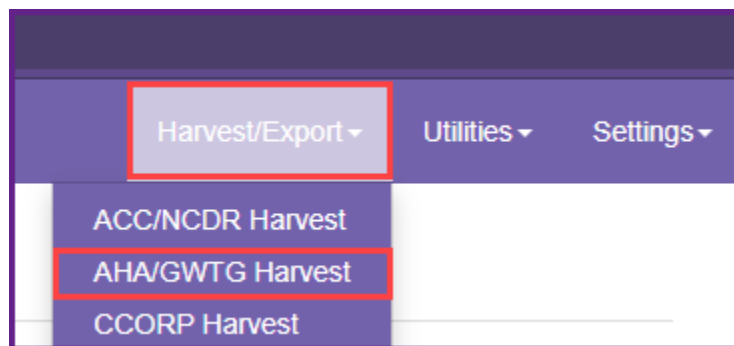
AHA/GWTG Registry
AHA/GWTG CAD

Participant
Cedaron Heart Health

Options
 Exclude GWTG PHI Elements

Creating Harvest Export Files

The AHA/GWTG harvest export page can be accessed by hovering over **Harvest/Export** in the menu bar then → select **AHA/GWTG Harvest**.



Once on the AHA/GWTG Harvest page, users may create a harvest export file:

1. Select the desired AHA/GWTG registry from the dropdown.

AHA/GWTG Registry

AHA/GWTG CAD

AHA/GWTG CAD

AHA/GWTG Heart Failure

AHA/GWTG Aortic Stenosis

2. Select the desired participant facility from the dropdown.

The screenshot shows a dropdown menu titled "Participant". The selected option is "Cedaron Heart Health". Below the dropdown, the same option "Cedaron Heart Health" is highlighted in blue.

3. Select the year for the harvest data from the dropdown.

The screenshot shows a dropdown menu titled "Year". The selected option is "2023". Below the dropdown, the options "2023", "2022", and "2021" are listed, with "2023" highlighted in grey.

4. Select the harvest range from the dropdown, one specific quarter or select custom range to enter in a custom date range.

The screenshot shows a dropdown menu titled "Harvest Range". The selected option is "Quarter 1 (01/01 - 03/31)". Below the dropdown, the options "Quarter 1 (01/01 - 03/31)", "Quarter 2 (04/01 - 06/30)", "Quarter 3 (07/01 - 09/30)", "Quarter 4 (10/01 - 12/31)", and "Custom Range" are listed, with "Quarter 1 (01/01 - 03/31)" highlighted in blue.

5. If desired, check the **Exclude GWTG PHI Elements** box to exclude PHI from the harvest extract.
 - a. **Note** – The AHA/GWTG Aortic Stenosis does **NOT** have the option for excluding PHI.

The screenshot shows a section titled "Options". There is a checkbox labeled "Exclude GWTG PHI Elements" which is checked.

6. Click **Run Harvest**.

AHA/GWTG Harvest

AHA/GWTG Registry
AHA/GWTG Heart Failure 1

Participant
Cedaron Heart Health 2


Year
2020 3

Harvest Range
Quarter 1 (01/01 - 03/31) 4

Options ★ 5
 Exclude GWTG PHI Elements

Run Harvest 6

After clicking Run Harvest, a new page will load listing the specifications that were selected, **Registry**, **Date Range** and **Participant Name**, **Progress** and **Export File Name**.

Registry	AHA/GWTG CAD
Date Range	2023: Quarter 1 (01/01 - 03/31)
Participant	Cedaron Medical (12345)
Harvest Options	<ul style="list-style-type: none">Exclude GWTG PHI Elements
Progress	✓ 1 / 1
Export File	 GWTG_CAD_V3_2023Q1_12345_20230608_0837.csv

Once the progress is completed, you may [download](#) the harvest export file by [clicking on the export file name](#) (displayed in red above).

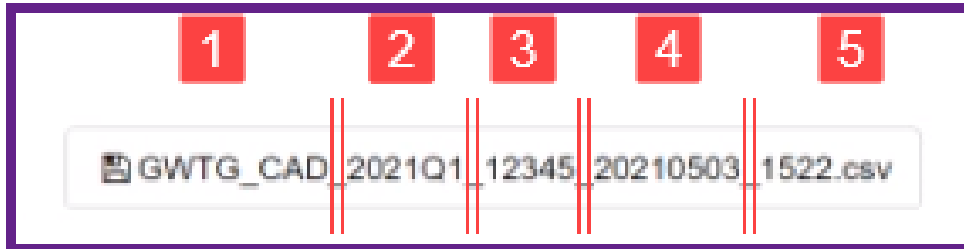
With the export file downloaded, you may open it to verify the information it contains.

If you checked the Exclude GWTG PHI Elements box on the previous page, your file should be free of PHI. If you did NOT check the box, there will be PHI in your export file.

Export File Name

CardiacCare automatically incorporates several pieces of important information into the file name when the export file is generated. The pieces of information are listed and illustrated below:

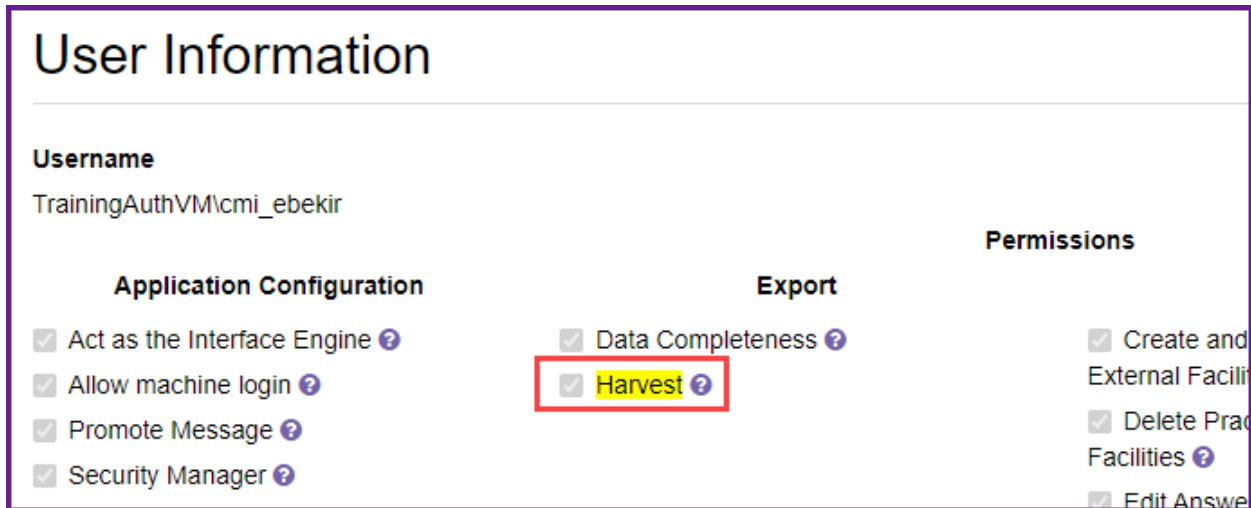
1. Name of the registry the harvest export file was created for.
2. The date range of the information in the harvest export file.
3. The participant facility number.
4. The date the harvest export file was created (YYYYMMDD format).
5. The time (in 24-hour HHMM format) that the file was created.



Once you have downloaded your harvest export file, you may upload it for harvest.

Information to be aware of

- AHA Number is an internal ID for facilities that are in CardiacCare but not necessarily licensed with AHA. This field is used largely for questions on AHA Forms such as "Skilled Nursing Facility" in Heart Failure or "Transferring Facility" in CAD.
- AHA/GWTG SiteID is the identifier that AHA uses for Submission (effectively the same as Participant ID). Meaning this is the ID they need to harvest and submit data to AHA.
- ***Only users that have the Harvest permission may create Harvest export files for AHA-GWTG.***



*For more information, please watch the AHA-GWTG Harvest Exports training video on the Cedaron Training Video Library or at Cedaron University. *